



Fixture

1. Cold-rolled steel housing with powder-coated finish for corrosion resistance
2. High purity mirror aluminum reflector for high lumen output
3. Lightweight and compact structure for easy maintenance

Lamp and Ballast

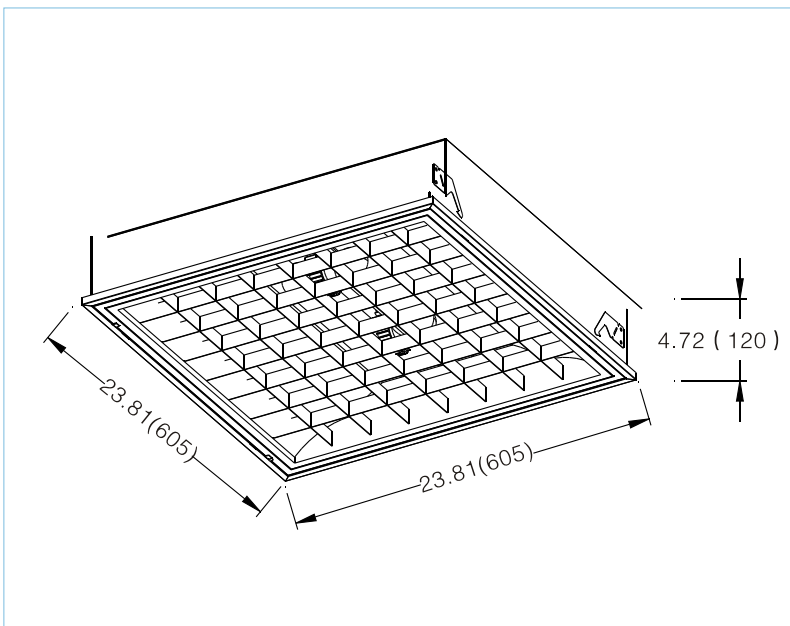
1. 40-100W rectangle type induction lamp with high lumen efficiency, high lumen maintenance, long lifespan, and excellent CRI
2. 40-100W electronic ballast with die cast aluminum case features high power factor (>0.96), low energy loss, and long lifespan

Applications

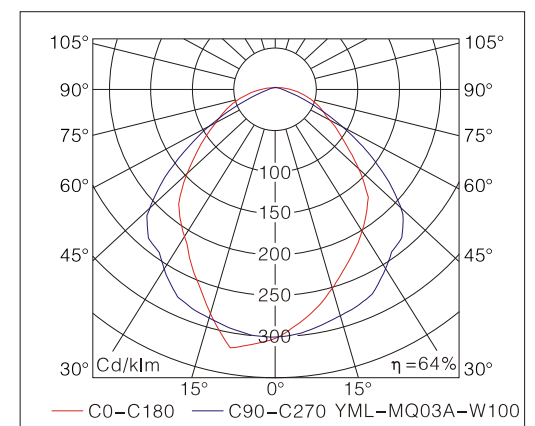
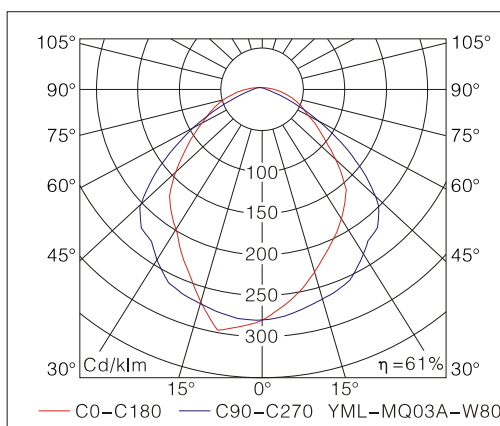
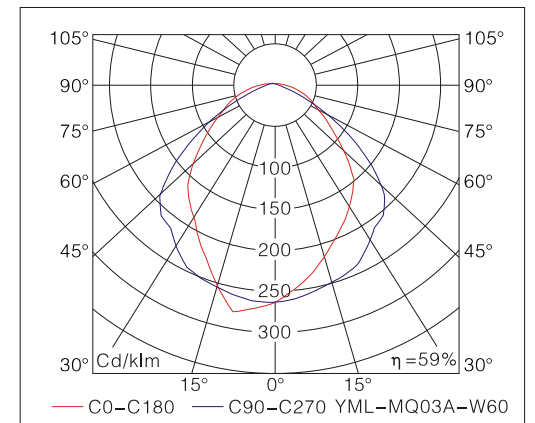
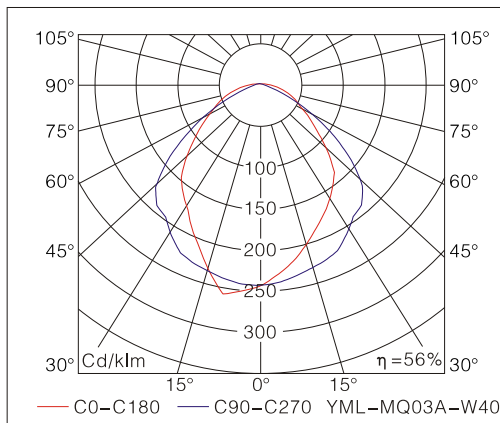
Markets, Stores, Halls, Offices, Hotels, Conference Rooms, Lobby Areas, etc.

Warning: Disable all power to the luminaire before conducting any maintenance or upgrade activity. Failure to do so will create a hazardous and fatal working environment.

Dimensions [Unit: Inch(mm)]



Distribution Curve Flux



Specifications

Model	Lamp	Wattage (W)	Ballast Loss (W)	Voltage (V)	CCT (K)	Ambient Temperature	Installation	Replace HPS Lamp (W)
YML-MQ03A-W40	WJY40J850W	40	<4	AC:120-277V AC:208-347V	5000	-25 -40°C -13 -104°F	Recessed	72
YML-MQ03A-W60	WJY60J850W	60	<6					108
YML-MQ03A-W80	WJY80J850W/Z	80	<8					180
YML-MQ03A-W100	WJY100J850W/Z	100	<10					216

Note: The products with CCT 2700-6500K are available upon request